




WILSON MIDDLE SCHOOL

POWERSCHOOL OPTION COURSE SELECTION

GRADE 7 & 8

COMPLIMENTARY OPTION CHOICES

- X Art
- X Foods
- X Computers
- X Shop
- X Outdoor Education
- X Band (full year)
- X Leadership (Grade 8 Only)



EXPLORATORY OPTION CHOICES

- X 3D Design & Printing (\$)
- X Author Exploration
- X Baseball (\$)
- X Coding
- X Cultural Cuisine (\$)
- X Drama
- X Flag Football
- X Guitar
- X Lacrosse
- X Sports Performance
- X Archery
- X Babysitting (\$)
- X Basketball
- X Cosmetology (\$)

- X Gardening
- X Handbells
- X Leadership
- X Yearbook
- X Cultural Exploration
- X Art Extension (\$)
- X Baking Basics (\$)
- X Choral
- X Creative Pursuits
- X Dinosaurs & Paleontology
- X Esports
- X Golf (\$)
- X Hockey (\$)
- X Learners Studies (gr 8. only)

- X Racquet Sports
- X Science Experiments (\$)
- X Shop Extension (\$)
- X STEM Projects
- X Volleyball
- X Yoga
- X Art Sculpture (\$)
- X Soccer
- X Strategy Games
- X Watercolor Painting (\$)
- X Sewing Enrichment (\$)
- X Environmental Studies
- X Creative Drawing
- X Travel & Tourism

SELECTION OVERVIEW

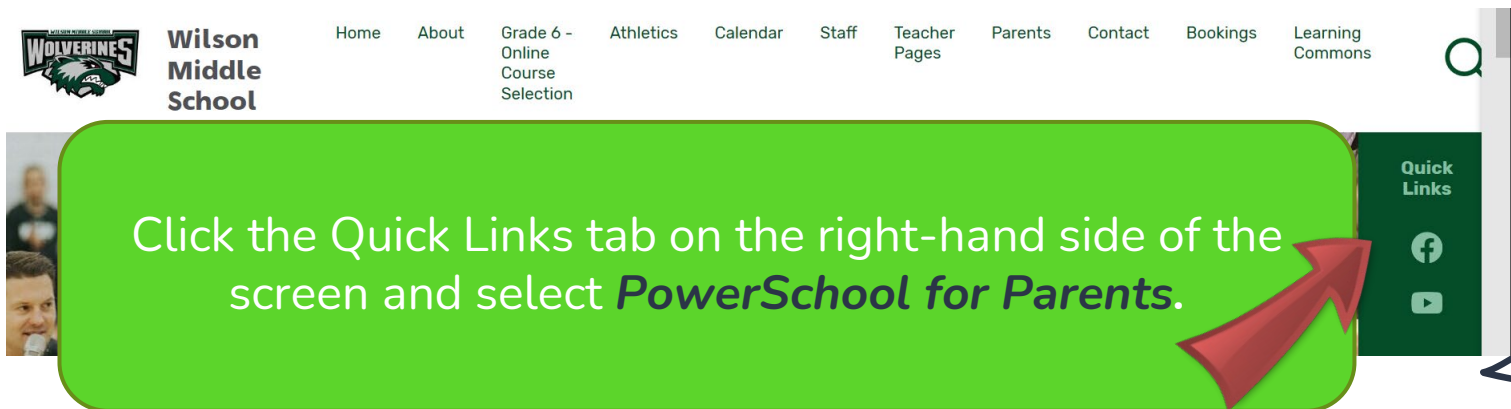
- X You will take 3 complimentary options and 6 exploratory options next year.
- X
 - Unless you are in band, then you will only have 1 complimentary option. You will select 4 complimentary options and 7 exploratory options
- X
 - If you are a band student, please **only** select band as a complimentary option.
- X All efforts will be made to ensure students take some combination of their choices.
- X If certain choices have very low numbers, the decision to not run that exploratory during the school year may be made.
- X Some exploratory classes offered at Wilson coincide with certain programs (Collage of the Arts, literacy intervention, numeracy intervention, pit orchestra, etc) and are not seen on this list. Students will be specifically added to those classes if it applies to them.
- X There will be **NO** exploratory or option switches next year. Please choose classes you would enjoy taking and are interested in learning more about.

LOG ONTO POWERSCHOOL

X Go directly to the parent portal: <https://ps.lethsd.ab.ca/public/>

OR

X Go to the Wilson Middle School Website <https://wms.lethsd.ab.ca/>



The screenshot shows the Wilson Middle School website. The header includes the school logo, the name "Wilson Middle School", and a navigation menu with links: Home, About, Grade 6 - Online Course Selection, Athletics, Calendar, Staff, Teacher Pages, Parents, Contact, Bookings, and Learning Commons. A search icon is visible on the right. A green callout box with a red arrow points to the "Quick Links" tab on the right side of the page. The callout box contains the text: "Click the Quick Links tab on the right-hand side of the screen and select **PowerSchool for Parents**."

Wilson Middle School

Home About Grade 6 - Online Course Selection Athletics Calendar Staff Teacher Pages Parents Contact Bookings Learning Commons

Quick Links

Click the Quick Links tab on the right-hand side of the screen and select **PowerSchool for Parents**.

LOGGING INTO POWERSCHOOL

X Log into PS using either your parent login or your child's ID and Password

PowerSchool

Student and Parent Sign In

[Sign In](#) [Create Account](#)

Select Language: English

Username: TKei482

Password: 313285611

[Forgot Username or Password?](#)

[Sign In](#)

Wilson Middle School
2003 9 Ave N
Lethbridge, AB, T1H1J3
Phone: (403)329-3144

Date: 4/30/24

Homerom/Advisor: 6A Hood

To: Mrs. Keith

Please follow the steps below to log into your PowerSchool account and gain access to your course selections, current report card marks and comments, as well as your current attendance while you are actively enrolled at Wilson Middle School.

1. Open a internet browser on your computer
2. Type <http://ps.lethsd.ab.ca/public> into the address bar
3. Enter your username **TKei482** click on [Forgot Username or Password](#)

4. An email will be sent to [your school email](#) where you can create your own password for PowerSchool.

School Email Username: Racha.AIKhalaf30@lethsd.ab.ca
Password: 313285611 (This is your Alberta Student Number)

Example of email, from 'PSNotification@lethsd.ab.ca', saying, "You recently requested a new password. To reset your password, visit the link below. This link is valid for only 24 hours."
https://ps.lethsd.ab.ca/public/recover_password.html?t=jRqC2ylqpJaUgLP5s5tqZp00010ef7&serviceName=PS-Student-Portal









If clicking the link above does not work, copy and paste the web site address in a new browser window instead.

If you have forgotten your username, click the "Having Trouble Signing In?" link on the sign in page and follow steps for recovering your username.

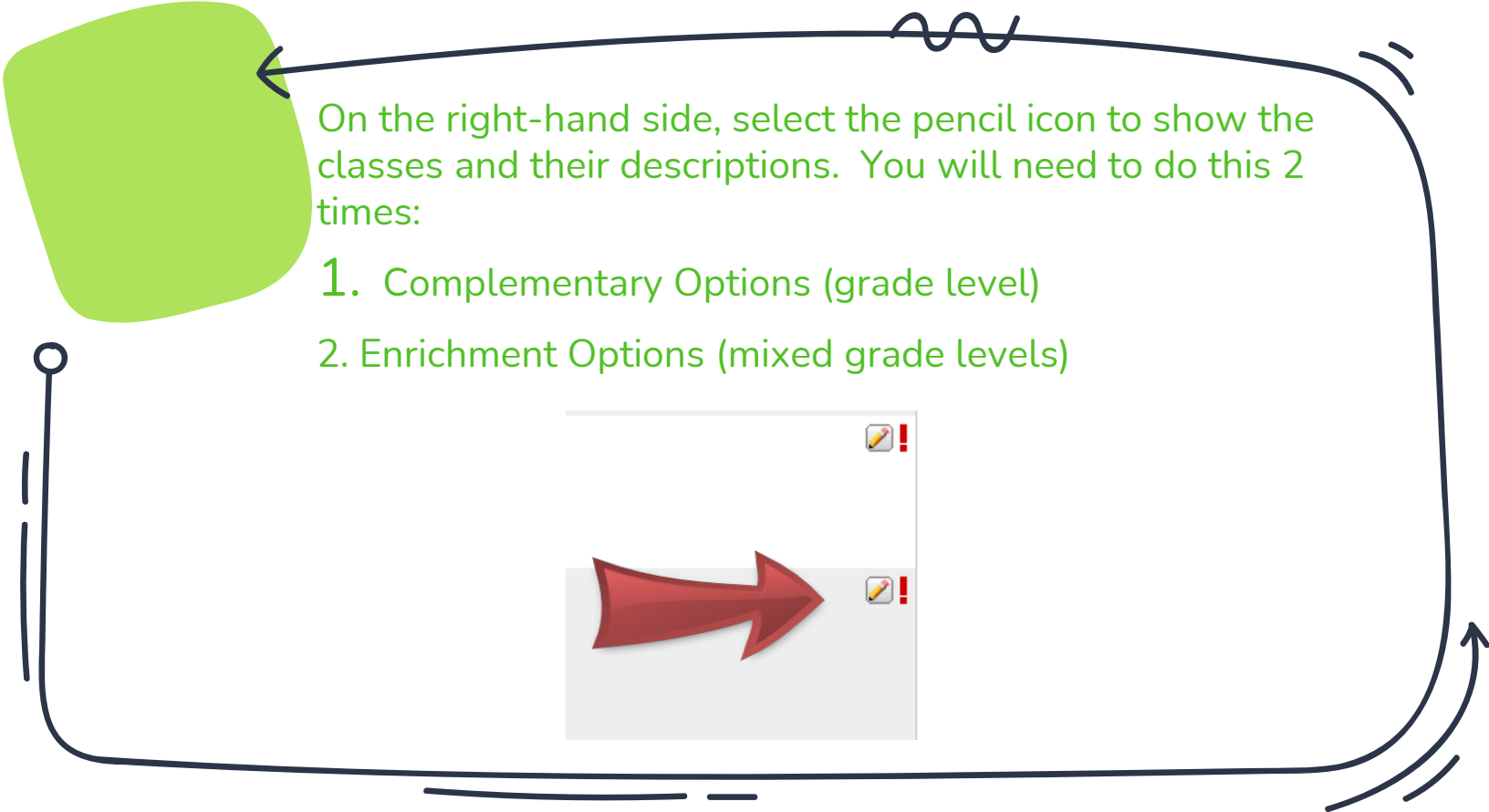


SELECT CLASS REGISTRATION

Navigation


-  Grades and Attendance
-  Grade History
-  Attendance History
-  Teacher Comments
-  School Bulletin
-  Class Registration
-  My Schedule
-  School Information
- Message Sender





On the right-hand side, select the pencil icon to show the classes and their descriptions. You will need to do this 2 times:

1. Complementary Options (grade level)
2. Enrichment Options (mixed grade levels)



Complimentary (Grade level) Options

Put a checkmark in the box of an option you are interested in taking next year. There is more than one page to choose from. The order of your choices does not matter.

Please check **4 complimentary options** you would like to take next year. If you are taking Band next year, **only** select band.



students to participate in an Art class for one term.			
<input checked="" type="checkbox"/>	Band 6	WMS105	Band (full year) – Band promotes the ability to perform music through individual growth and co-operative interaction. The goals of this program are to learn to play an instrument, learn how to read music, participate in a group activity, and to become a confident individual. Instrument choice is based on a process that identifies an instrument best suited to the student. Most students will rent an instrument through a music store for a nominal fee. Option Fee - \$114 (covers instrument rental, band book, band folder, clinic)
			0.5



A hand-drawn diagram illustrating a user interface flow. It features a large, rounded rectangular frame. In the top-left corner, there is a green, irregularly shaped area. In the center, there are two dark blue buttons labeled "Cancel" and "Okay". A red arrow points upwards towards the "Okay" button. A dark blue line with arrows at both ends forms a loop around the central content, starting from a small circle on the left and ending with a wavy line on the top. The text "Once you have selected your 4 choices you must click the Okay button." is written in green, with "Okay" in red.

Once you have selected your 4 choices you must click the Okay button.

Cancel

Okay

Exploratory (Period 7)

Put a checkmark in the box of the exploratory you are interested in taking next year. There is more than one page to choose from. The order of your choices does not matter.

Please check **7 exploratory classes** you would like to take next year.



<input checked="" type="checkbox"/>	Band 6	WMS105	students to participate in an Art class for one term. Band (full year) – Band promotes the ability to perform music through individual growth and co-operative interaction. The goals of this program are to learn to play an instrument, learn how to read music, participate in a group activity, and to become a confident individual. Instrument choice is based on a process that identifies an instrument best suited to the student. Most students will rent an instrument through a music store for a nominal fee. Option Fee - \$114 (covers instrument rental, band book, band folder, clinic)	0.5
-------------------------------------	--------	--------	---	-----

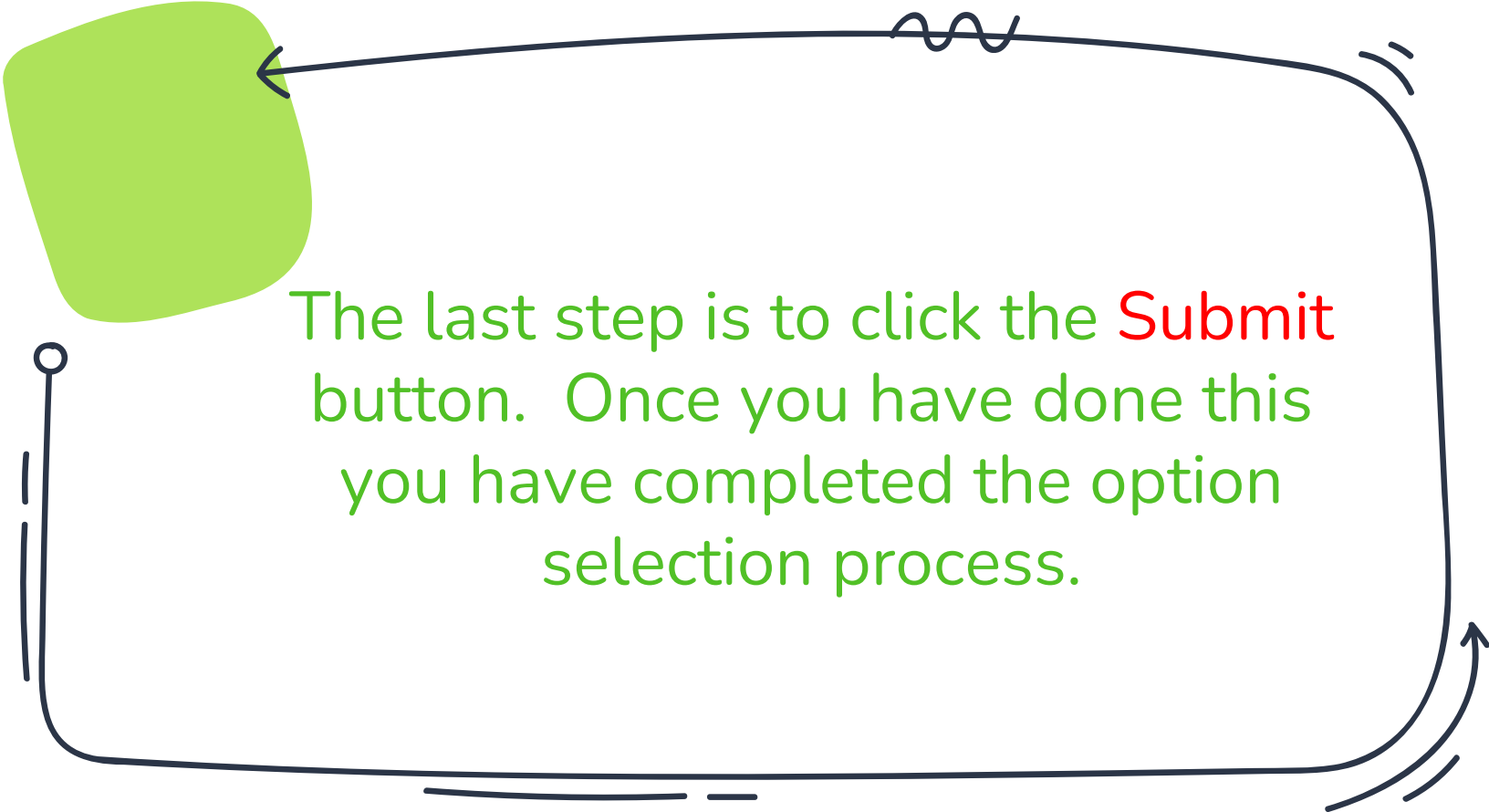


A hand-drawn diagram illustrating a user interface flow. A dark blue line forms a rounded rectangle with a wavy line at the top and a small circle at the bottom left. A green arrow points from the top right towards a green rounded rectangle on the left. Inside the rectangle, green text reads "Once you have selected your 7 choices you must click the Okay button." Below this text are two dark blue buttons labeled "Cancel" and "Okay". A red arrow points from below towards the "Okay" button. The flow line continues from the bottom right, curving around the bottom and back up to the top right.

Once you have selected your 7 choices you must click the Okay button.

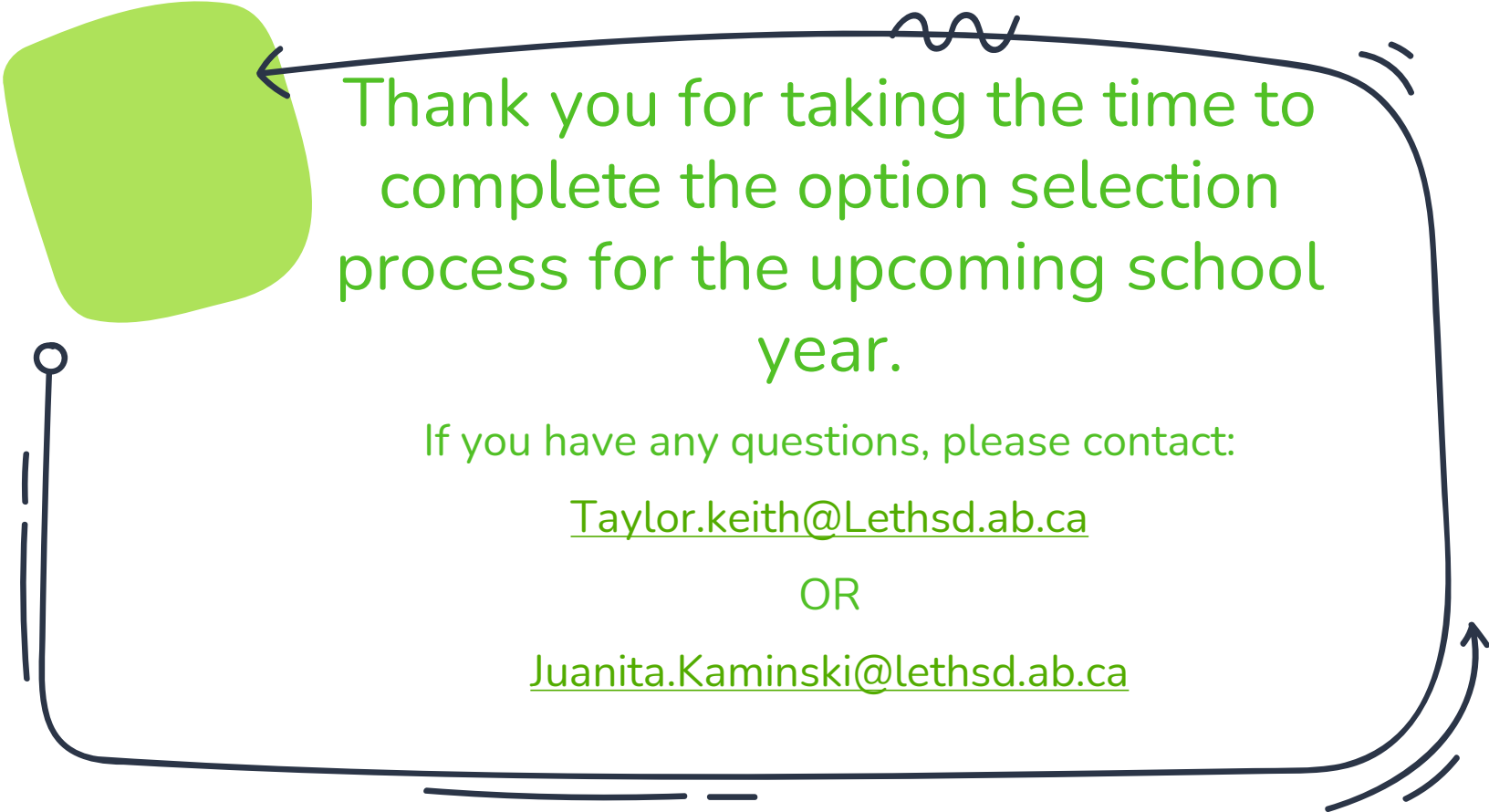
Cancel

Okay



The last step is to click the **Submit** button. Once you have done this you have completed the option selection process.

The diagram features a hand-drawn dark blue border. On the left side, there is a small green blob. The text is centered within the border. The word 'Submit' is highlighted in red. The border has several decorative elements: a wavy line at the top, a small circle on the left, and some parallel lines at the bottom and right.



Thank you for taking the time to
complete the option selection
process for the upcoming school
year.

If you have any questions, please contact:

Taylor.keith@Lethsd.ab.ca

OR

Juanita.Kaminski@lethsd.ab.ca