



# WILSON MIDDLE SCHOOL

POWERSCHOOL OPTION COURSE SELECTION

GRADE 6 2025-2026

A hand-drawn rectangular frame with rounded corners. On the left side, there is a solid green square. A dark blue line forms the frame, with a wavy line at the top and an arrow at the bottom right pointing upwards. The text is centered within the frame.

# WELCOME TO WILSON!

Welcome to Wilson! This PowerPoint will walk you through how to register for option & exploratory classes at Wilson.

# GRADE 6 OVERVIEW

X In Grade 6, you will take 3 options & 6 exploratory classes.

- The only exception is students who register in band 6. If you are in band, you will only have 1 option & 6 exploratory classes


X There are certain classes that you are required to take in grade 6 as required by the Alberta Grade 6 Curriculum

- At least *Computer Science* and/or *Computers*
- At least 1 music or fine arts class
  - Drama, Handbells, Choir, Band, Pit Orchestra, Collage of the Arts, Guitar, Art, Art Sculpture, Creative Drawing, Watercolor painting, Painting, Art extension

# COMPLIMENTARY OPTION CHOICES

- X Art (\$)
- X Foods (\$)
- X Computers
- X Shop (\$)
- X Outdoor Education (\$)
- X Band (full year) (\$)

Each complimentary option will run for approximately 12 weeks. Students will select 4 they are most interested in taking. All efforts will be made to ensure students take some combination of the 4.



## EXPLORATORY OPTION CHOICES

- X Students will take 6 exploratory options throughout the year. Each exploratory term runs for approximately 6 weeks. There are fees associated with some exploratory classes.
- X Students will choose 7 exploratory options. All efforts will be made to offer some combination of the 7 throughout the year.
- X If certain choices have very low numbers, the decision to not run that exploratory during the school year may be made.
- X Some exploratory classes offered at Wilson coincide with certain programs (drama production, literacy intervention, numeracy intervention, pit orchestra, etc) and are not seen on this list. Students will be specifically added to those classes if it applies to them.

# EXPLORATORY OPTION CHOICES

- X 3D Design & Printing (\$)
- X Baseball (\$)
- X Coding
- X Cultural Cuisine (\$)
- X Drama
- X Flag Football
- X Guitar (\$)
- X Lacrosse
- X Sports Performance
- X Archery
- X Babysitting (\$)
- X Basketball
- X Cosmetology (\$)

- X Gardening (\$)
- X Handbells (\$)
- X Leadership
- X Yearbook
- X Cultural Exploration
- X Art Extension (\$)
- X Baking Basics (\$)
- X Choral (\$)
- X Creative Pursuits
- X Dinosaurs & Paleontology
- X Esports (\$)
- X Golf (\$)
- X Hockey (\$)

- X Racquet Sports
- X Science Experiments (\$)
- X Shop Extension (\$)
- X STEM Projects
- X Volleyball
- X Yoga
- X Art Sculpture (\$)
- X Soccer
- X Strategy Games
- X Watercolor Painting (\$)
- X Sewing Enrichment (\$)
- X Environmental Studies
- X Creative Drawing
- X Travel & Tourism

# 1. LOG ONTO POWERSCHOOL

X Go directly to the parent portal: <https://ps.lethsd.ab.ca/public/>

OR

X Go to the Wilson Middle School Website <https://wms.lethsd.ab.ca/>

The screenshot shows the Wilson Middle School website. The header includes the school logo, the name "Wilson Middle School", and a navigation menu with links: Home, About, Grade 6 - Online Course Selection, Athletics, Calendar, Staff, Teacher Pages, Parents, Contact, Bookings, and Learning Commons. A search icon is visible on the right. A green callout box with a red arrow points to the "Quick Links" tab on the right side of the page. The callout box contains the text: "Click the Quick Links tab on the right-hand side of the screen and select **PowerSchool for Parents**."

Wilson Middle School

Home About Grade 6 - Online Course Selection Athletics Calendar Staff Teacher Pages Parents Contact Bookings Learning Commons

Quick Links

Click the Quick Links tab on the right-hand side of the screen and select **PowerSchool for Parents**.

# LOGGING INTO POWERSCHOOL

X Log into PS using either your parent login or your child's ID and Password

PowerSchool

## Student and Parent Sign In

Sign In Create Account

Select Language English

Username TKei482

Password XXXXXXXXXXXX

Sign In

Your password will need to be reset by current school office if unknown

Wilson Middle School  
2003 9 Ave N  
Lethbridge, AB, T1H1J3  
Phone: (403)329-3144

Date: 4/30/24

Homerom/Advisor: 6A Hood

To: Mrs. Keith

Please follow the steps below to log into your PowerSchool account and gain access to your course selections, current report card marks and comments, as well as your current attendance while you are actively enrolled at Wilson Middle School.

1. Open a internet browser on your computer
2. Type <http://ps.lethsd.ab.ca/public> into the address bar
3. Enter your username **TKei482** click on **Forgot Username or Password**

4. An email will be sent to your school email where you can create your own password for PowerSchool.

School Email Username: **Racha.AIKhalaf30@lethsd.ab.ca**  
Password: **313285611** (This is your Alberta Student Number)

Example of email, from 'PSNotification@lethsd.ab.ca', saying, "You recently requested a new password. To reset your password, visit the link below. This link is valid for only 24 hours."  
[https://ps.lethsd.ab.ca/public/recover\\_password.html?t=jRqC2ylqpJaUgLP5s5tqZp00010ef7&serviceName=PS-Student-Portal](https://ps.lethsd.ab.ca/public/recover_password.html?t=jRqC2ylqpJaUgLP5s5tqZp00010ef7&serviceName=PS-Student-Portal)

If clicking the link above does not work, copy and paste the web site address in a new browser window instead.

If you have forgotten your username, click the "Having Trouble Signing In?" link on the sign in page and follow steps for recovering your username.





## 2. SELECT CLASS REGISTRATION (LEFT SIDE)

### Navigation



Grades and Attendance



Grade History



Attendance History



Teacher Comments



School Bulletin



Course Requests



My Schedule

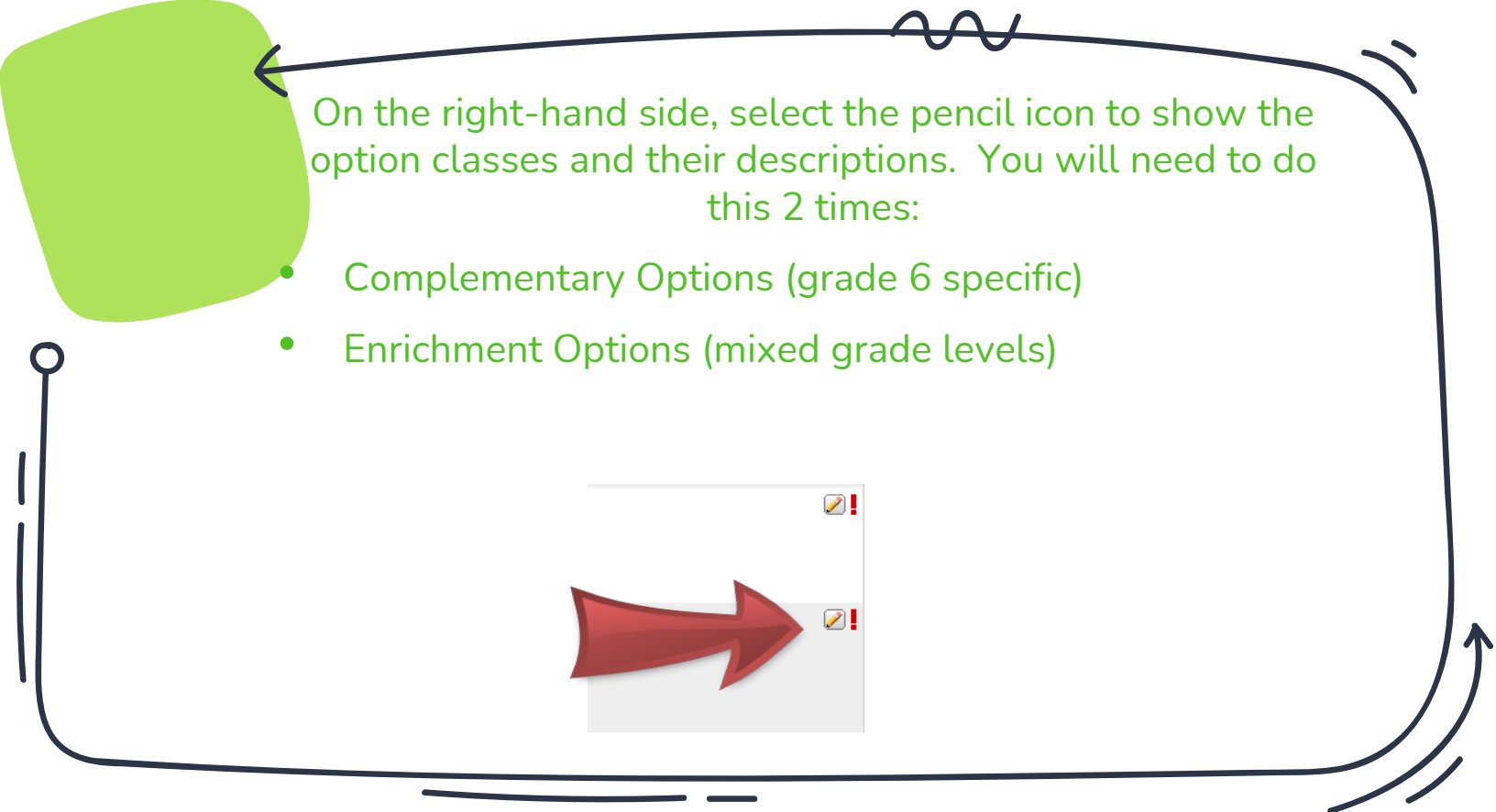


School Information




Message Sender





On the right-hand side, select the pencil icon to show the option classes and their descriptions. You will need to do this 2 times:

- Complementary Options (grade 6 specific)
- Enrichment Options (mixed grade levels)



## Complimentary (Grade level) Options

Put a checkmark in the box of an option you are interested in taking next year. There is more than one page to choose from. The order of your choices does not matter.

Please check **4 options** you would like to take next year. If you are taking Band next year, **only** select band.



<input checked="" type="checkbox"/>	Band 6	WMS105	students to participate in an Art class for one term. Band (full year) – Band promotes the ability to perform music through individual growth and co-operative interaction. The goals of this program are to learn to play an instrument, learn how to read music, participate in a group activity, and to become a confident individual. Instrument choice is based on a process that identifies an instrument best suited to the student. Most students will rent an instrument through a music store for a nominal fee. Option Fee - \$114 (covers instrument rental, band book, band folder, clinic)	0.5
-------------------------------------	--------	--------	---	-----

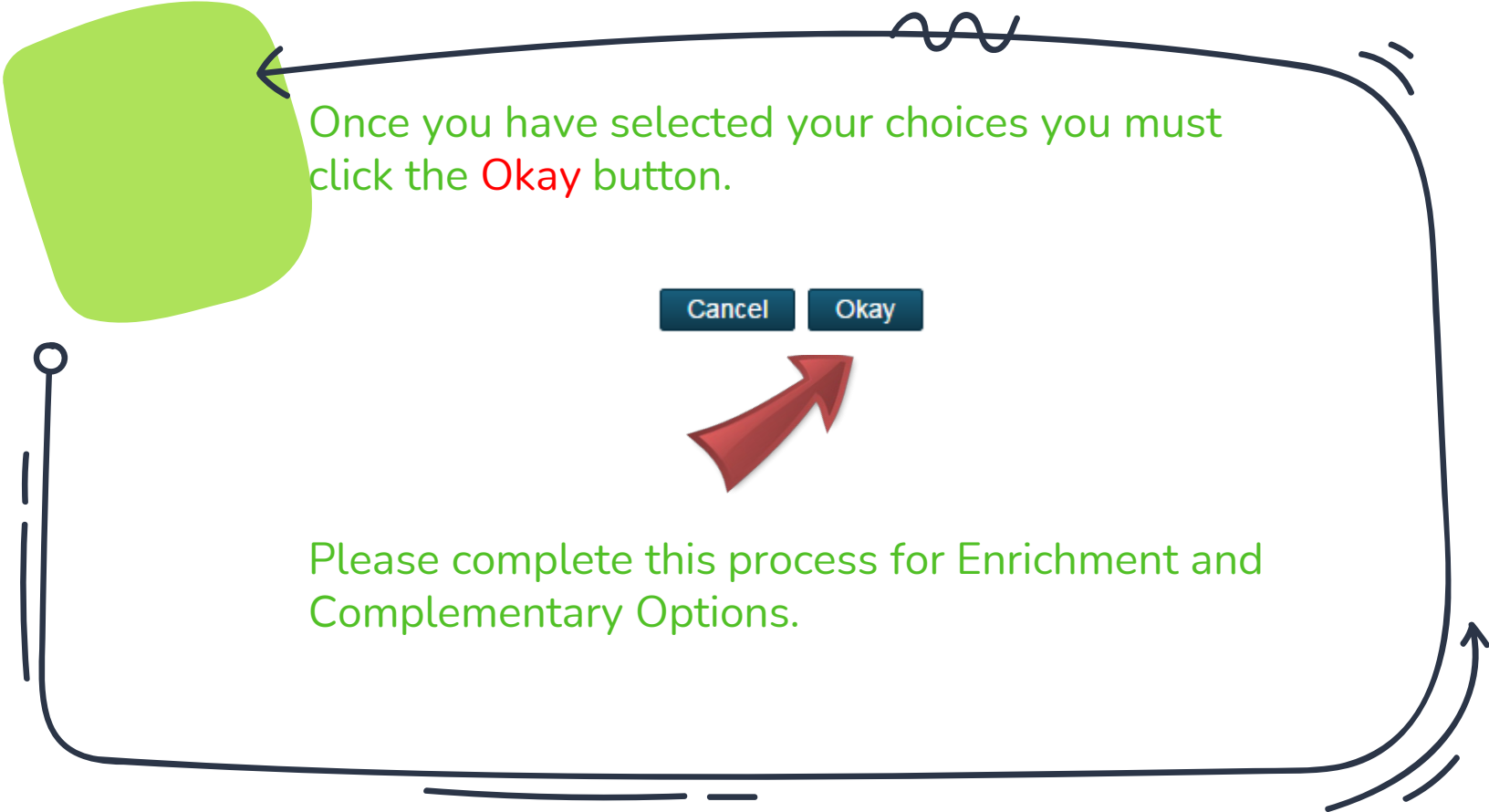
## Exploratory (Period 7)

Put a checkmark in the box of the exploratory you are interested in taking next year. There is more than one page to choose from. The order of your choices does not matter.

Please check **7 exploratory classes** you would like to take next year.



<input checked="" type="checkbox"/>	Band 6	WMS105	students to participate in an Art class for one term. Band (full year) – Band promotes the ability to perform music through individual growth and co-operative interaction. The goals of this program are to learn to play an instrument, learn how to read music, participate in a group activity, and to become a confident individual. Instrument choice is based on a process that identifies an instrument best suited to the student. Most students will rent an instrument through a music store for a nominal fee. Option Fee - \$114 (covers instrument rental, band book, band folder, clinic)	0.5
-------------------------------------	--------	--------	---	-----

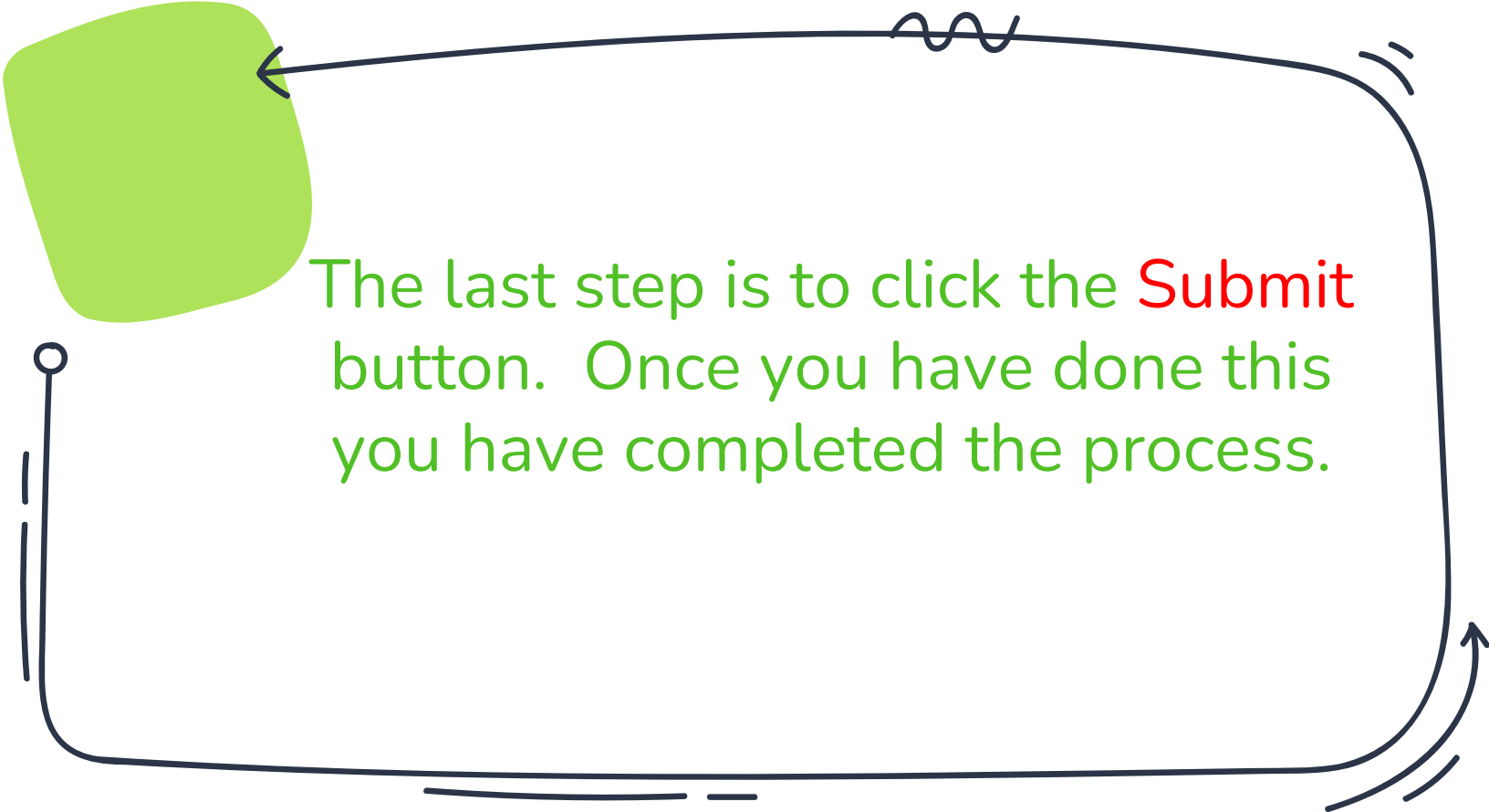


Once you have selected your choices you must click the **Okay** button.

Cancel

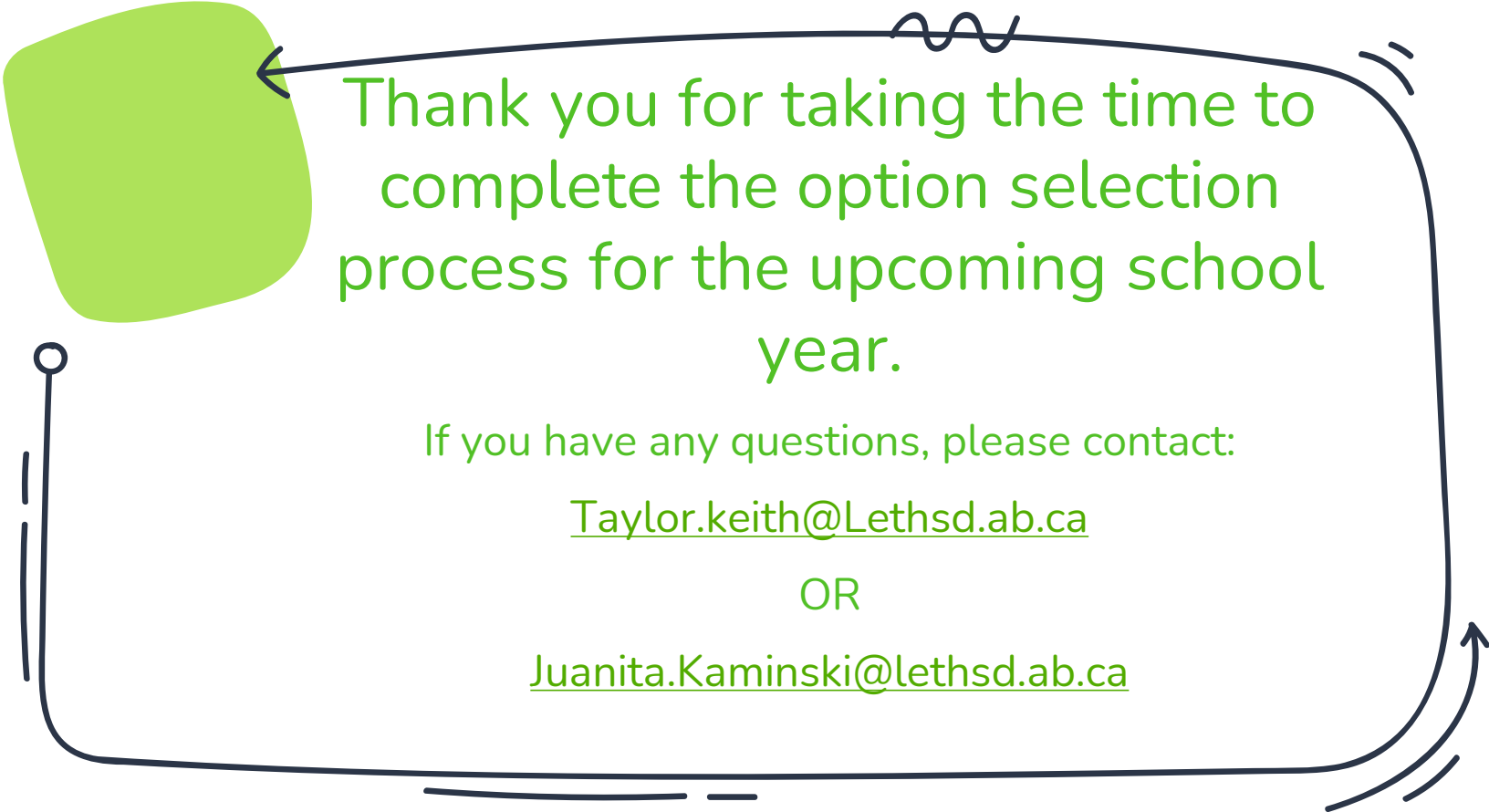
Okay

Please complete this process for Enrichment and Complementary Options.



The last step is to click the **Submit** button. Once you have done this you have completed the process.

The diagram consists of a large, hand-drawn dark blue rounded rectangle. Inside the rectangle, on the left side, is a solid light green rounded square. A dark blue arrow starts from the top right corner of the rectangle, curves upwards and to the left, and points towards the green square. Another dark blue arrow starts from the bottom right corner of the rectangle, curves downwards and to the left, and points towards the bottom left corner of the rectangle. There are some decorative wavy lines and short dashes on the top and bottom edges of the rectangle.



Thank you for taking the time to  
complete the option selection  
process for the upcoming school  
year.

If you have any questions, please contact:

[Taylor.keith@Lethsd.ab.ca](mailto:Taylor.keith@Lethsd.ab.ca)

OR

[Juanita.Kaminski@lethsd.ab.ca](mailto:Juanita.Kaminski@lethsd.ab.ca)